

NU·VISTA

300

POWER AMPLIFIER

INSTRUCTIONS FOR USE

Thank you for purchasing the Musical Fidelity special limited edition, Nu-Vista 300 Power Amplifier.

Your unit is one of only 500 to be made and has been designed for ultra high definition and performance. Aesthetically and electronically the Nu-Vista 300 matches perfectly with the Nu-Vista preamplifier.

This Nu-Vista 300 uses the very high quality 6CW4 Nuvistor triode valve, the same as in the Nu-Vista preamplifier.

Together, the Nu-Vista preamplifier and power amplifier form one of the finest hi-fi systems available.

For the best results Nu-Vista interconnects and loudspeaker cables should be used.

If you have any questions about anything in your audio system, please consult your dealer who is there to help and advise you.

SAFETY INFORMATION

IMPORTANT!

This unit is supplied in the UK with a mains lead fitted with a moulded 13 amp plug. If, for any reason, you need to cut off this plug, please observe the following safety precautions. Please dispose of the cut-off plug safely. It must not be plugged into a mains power supply.

The wires in the mains lead supplied with this appliance are coloured in accordance with the following code:

Green and yellow.....Earth
Blue.....Neutral
Brown.....Live

WARNING - This appliance must be earthed

As the colours of the wires of the mains lead of this appliance may not correspond with the coloured markings identifying the terminals in your plug, proceed as follows:

The wire which is coloured green-and-yellow must be connected to the terminal in the plug which is marked with the letter E or coloured green or green-and-yellow, or by the earth symbol.

The wire which is coloured brown must be connected to the terminal which is marked with the letter L or coloured red.

The wire which is coloured blue must be connected to the terminal which is marked with the letter N or coloured black.

If connecting to a BS1363 plug, a 13 amp fuse must be used.

WARNING - Radio Frequency Interference (RFI)

This hi-fi product has been tested to ensure that its operation will not be adversely affected by normal background levels of RFI. It is possible that if this product is subjected to abnormally high levels of RFI the unit may be susceptible and not perform as expected. In the unlikely event of this happening on a regular basis, please contact Musical Fidelity's service department. The unit has also been tested to ensure that it does not radiate excessive levels of RFI that could affect other pieces of electronic or electrical equipment.

The electronics in modern hi-fi equipment is complex and hence may be damaged by lightning. It is possible that during electrical storms the operation of some equipment may be adversely affected. For complete protection of your hi-fi system during such storms, mains plugs and aerial leads should be disconnected.

Always ensure that when disconnecting and reconnecting your hi-fi equipment the mains supply is switched off.

SAFETY INFORMATION

IMPORTANT!

ALL CONNECTIONS SHOULD BE MADE WITH THE POWER OFF.

ENSURE THE MAINS LEAD IS NOT CONNECTED TO THE MAINS SUPPLY AND THE UNIT SWITCHED OFF BEFORE MAKING ANY CONNECTIONS

THE NU-VISTA 300 IS A VERY POWERFUL AMPLIFIER AND IS DESIGNED TO SUPPLY HIGH VOLTAGES AND HIGH CURRENTS THROUGH THE LOUDSPEAKER TERMINALS. THEREFORE TO AVOID ANY POSSIBILITY OF AN ELECTRIC SHOCK DO NOT TOUCH THE SPEAKER TERMINALS WHEN THE UNIT IS BEING USED.

INTRODUCTION

Nu-Vista 300 Power Amp "breaks the rules" to offer ground-breaking performance

The Nu-Vista 300 power amp is the heir apparent to the great tradition of British electrical and mechanical engineering excellence. It is also proof positive that those who understand the rules of amplifier design best, can break them with the best results.

Designed to complement the Nu-Vista preamplifier, which notched up new preamp standards, the Nu-Vista 300 power amp sets new standards for power amplifiers. This is achieved in several ways: through the use of a sophisticated, hybrid nuvistor circuit, which can produce huge peak currents and massive power levels. By using a unique choke-regulated power supply. And by flying in the face of convention in the physical layout of such a massive power amp.

The results speak for themselves. The Nu-Vista 300 top end is extended and beautifully clear, the midrange is pure and as transparent as the finest optical crystal and the bottom end extends down virtually to infinity. Resolution and definition have integrity to electron -microscope-level detail. And for all practical purposes, the Nu-Vista 300 power amp has no dynamic range limits.

The Nu-Vista 300 is a big power amp with unlimited headroom, massive power, high current, low distortion, high stability margins and obsessive attention to magnetic flux. This is not an amplifier for the timid.

Design objectives of the Nu-Vista 300 power amp

1. Sound quality
2. Low distortion with low feedback
3. High power and high current
4. Stability margins
5. Consistency
6. Build quality and aesthetics

1) Sound quality

The Nu-Vista 300 power amp sets new standards for audio electronics because it is able to transfer the purity and clarity of the Nu-Vista preamp to the loudspeakers. To achieve this, the Nu-Vista 300 has very wide bandwidth coupled with low distortion and a huge dynamic range.

Due, in part, to its very high input impedance and sophisticated circuit, the top end of the Nu-Vista 300 is remarkably lucid and extended. There is no grain, no distortion, no harshness of any sort - and no power limit. The Nu-Vista 300 simply delivers to the loudspeakers an amplified version of exactly what is fed into it.

The midrange is simply pure, with no colouration and no grain. The effect is like looking through the purest form of optical crystal. You know it's there, but it's virtually invisible. Similarly, with the Nu-Vista 300, there are no intrusions.

The bottom end is profoundly extended. It is also extremely fast, with not a hint of overhang. It has speed, slam and attack. It is all but impossible to clip or overdrive the Nu-Vista 300 in the bottom end. The real question is: can your loudspeakers handle an amplifier which, in practice, has no dynamic limits.

INTRODUCTION

In music, everything depends upon the bass line. It's the same in hi-fi. Given the proper foundation, other elements snap into focus. The imaging of the Nu-Vista 300 is positively tactile.

2) Low distortion with low feedback

With an amplifier of this power and dynamic range, it is absolutely critical that there be no audible distortion. Even in amplifiers which measure well, distortion may creep into the listening experience. Therefore, Musical Fidelity put a vast amount of effort into ensuring that the measured and real life distortion are vanishingly low. Typically, the Nu-Vista 300 has less and .01% distortion from 20Hz-20KHz when delivering high power levels into a wide variety of loads.

Even at ultrasonic frequencies up to 100KHz, the distortion remains below 1%.

Low frequency distortion is similarly negligible. The Nu-Vista 300's sophisticated, three stage, magnetic feedback, choke regulated power supply (unique in the world, as far as we know) allows the power amp to deliver amazingly deep bass with no overhang and with extraordinary slam, speed and presence. Talk about feeling bass dynamics in your gut - this is it.

3) High power and high current

Massive power and current delivery are a must for a power amp to deliver proper dynamic range with an average sensitivity loudspeaker. If you want realistic dynamic range, the minimum power requirement with a loudspeaker of about 89dB sensitivity is 200 watts per channel.

The Nu-Vista 300 will deliver 300 watts into 8 Ohms, 600 watts into 4 Ohms, and about 1000 watts into 2 Ohms.

The Nu-Vista 300 can deliver 80 amps peaks. As far as we are aware, there is not a loudspeaker in existence which can cause the Nu-Vista even the slightest problem. The Nu-Vista 300 can sink any load presented to it, and still continue to deliver almost limitless dynamic range.

Physical layout is critical to the performance of a power amp capable of such large voltage and current swings. The consensus is that mono bloc design is the best, but we disagree. When an amplifier is delivering high currents or voltages, these can easily be picked up by the circuit, interconnect cables, components or even by the amplifier's casework. These magnetic flux surges will affect the sonic performance of the amplifier. Also, the zero volts of two mono bloc amplifiers will be marginally different. This may affect imaging and other subtle areas of the listening experience.

The solution developed by Musical Fidelity is to build two completely mono amplifiers in the same box, keeping each channel's power supply completely separate.

The Nu-Vista 300 has three transformers: one for each power amp and one for the control circuits. As a result, there is no magnetic interference from the transformers to the circuitry, and the zero volt potential of both power amps is identical.

We found that this solution offers significant audible benefits. It isn't conventional, it isn't politically correct and it isn't what every reviewer has been told for the past 20 years, but we think it's the right solution. The only thing that matters in the end is how an amplifier sounds: the Nu-Vista 300 does not disappoint in any area.

4) Stability margins

The Nu-Vista 300 can drive any loudspeaker with any cable to any required acoustic level within the power handling limits of the loudspeaker. It's that simple: the Nu-Vista 300 will do anything you ask of it.

5) Consistency

Because of the Nu-Vista's uncoloured sound, low distortion, stability margins and remarkable power and current delivery, it will produce consistent performance in any system.

6) Build quality and aesthetics

The Nu-Vista 300 build quality is superb. Its custom-made, die-cast heat sinks weigh 15.5kg and are, we believe, the largest of their type ever to be used in an audio amplifier. They have excellent thermal properties, are anti-resonant and give a unique visual identity to the Nu-Vista 300.

The front panels are hewn from mil-spec aluminium billet and then machined and finished to the highest tolerance.

The custom-made extrusions for the power supply are designed to be anti-resonant, as well as good-looking.

The complete casework of the Nu-Vista has a solid feel that reflects the excellent materials and workmanship that go into its making.

The massive, gold-plated solid brass, bi-wiring loudspeaker terminals allow the use of seriously heavy-duty cable, and are also easy to use.

Musical Fidelity designed the Nu-Vista 300 power amp from the ground up, rather than try to force it into the mould of generally-accepted ideas or concepts dictated by industry "heavy-weights".

The Nu-Vista 300 power amp costs a great deal, but we believe it offers excellent value. We are not aware of another power amp in the world which offers a matching combination of sound quality, power, flexibility, built quality and collector status as the Nu-Vista 300.

USER INFORMATION

INSTALLATION PRECAUTIONS and USER INFORMATION

Your new Nu-Vista 300 is designed and built to provide trouble-free performance but as with all electronic devices it is necessary to observe a few precautions.

Heed all warnings on the back of the unit.

Only connect the Nu-Vista power supply to a mains outlet of the voltage marked on the back of the unit.

Position the power supply leads speaker leads and signal interconnects where they are not likely to be walked on or trapped by items placed on them.

Do not use near water.

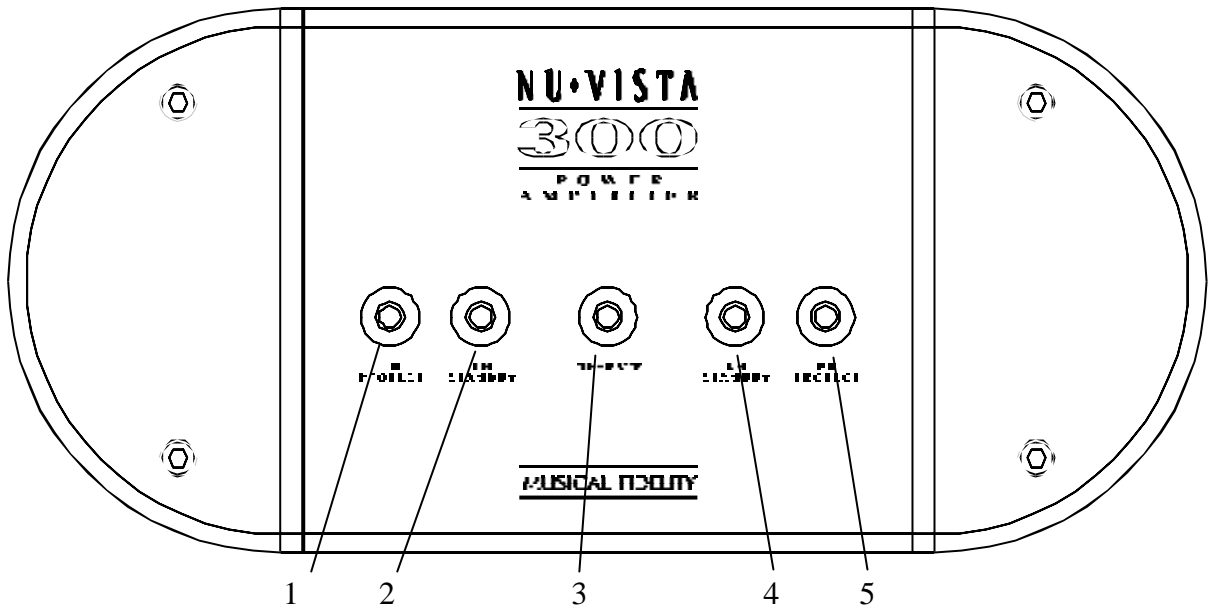
Do not place the units near direct heat sources such as radiators or other equipment that produces heat.

Do not place the units where they can be subjected to direct sun light.

Do not remove any covers or try to gain access to the inside. The warranty is invalid if the units have been tampered with. There are no user adjustments within. Refer all service work to an authorised Musical Fidelity agent

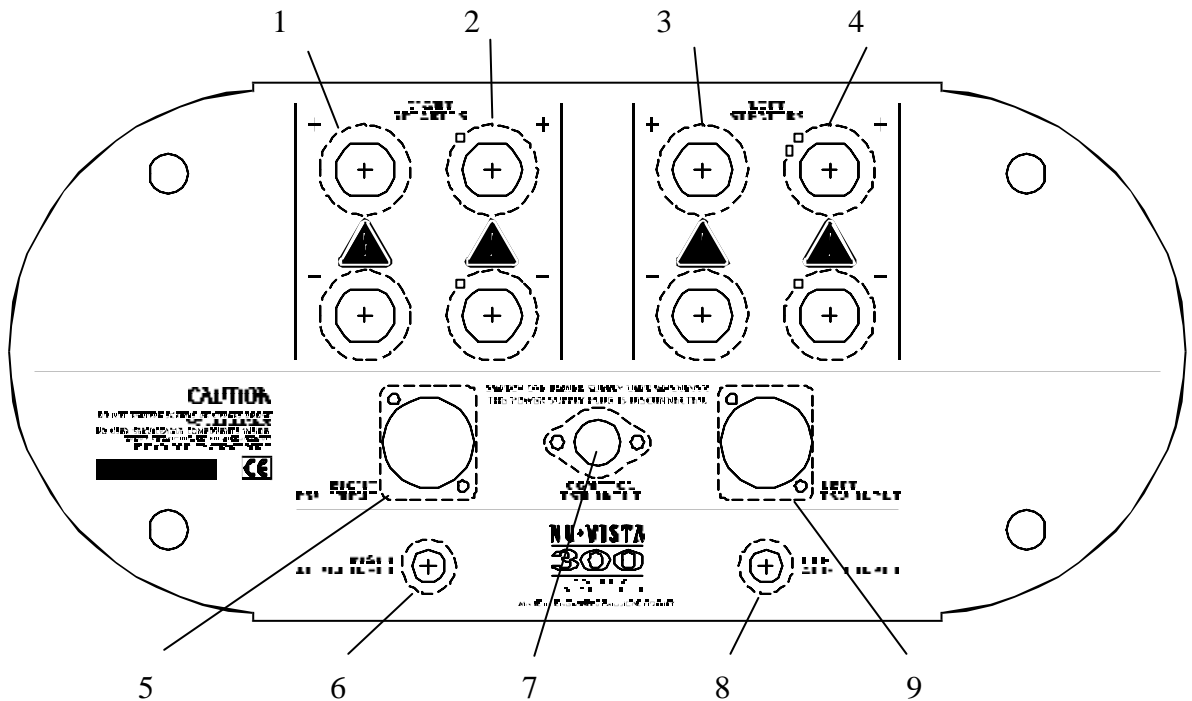
Dust regularly with a soft duster or soft brush but be careful when using cleaning or polishing agents - they may harm the surface finish.

Nu-Vista 300 Power Amplifier Front Panel



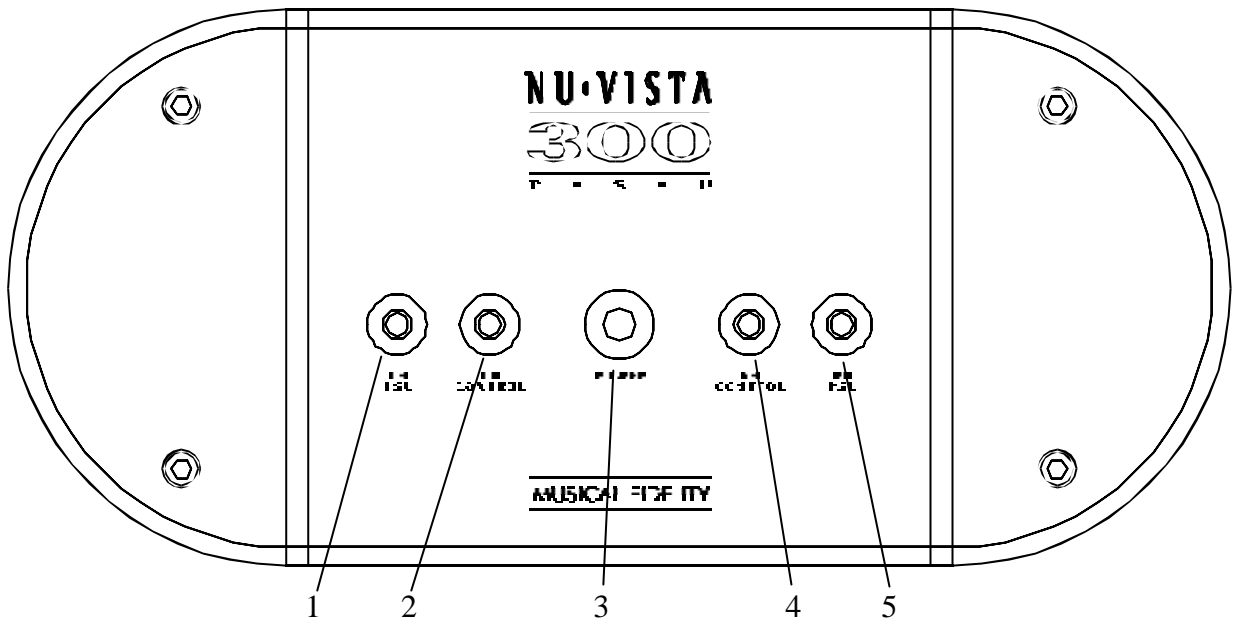
- | | | | | | |
|---|----------------|---|-------------|---|----------------|
| 1 | LH PROTECT LED | 3 | OPERATE LED | 4 | RH PROTECT LED |
| 2 | LH STANDBY LED | | | 5 | RH STANDBY LED |

Nu-Vista 300 Power Amplifier Back Panel



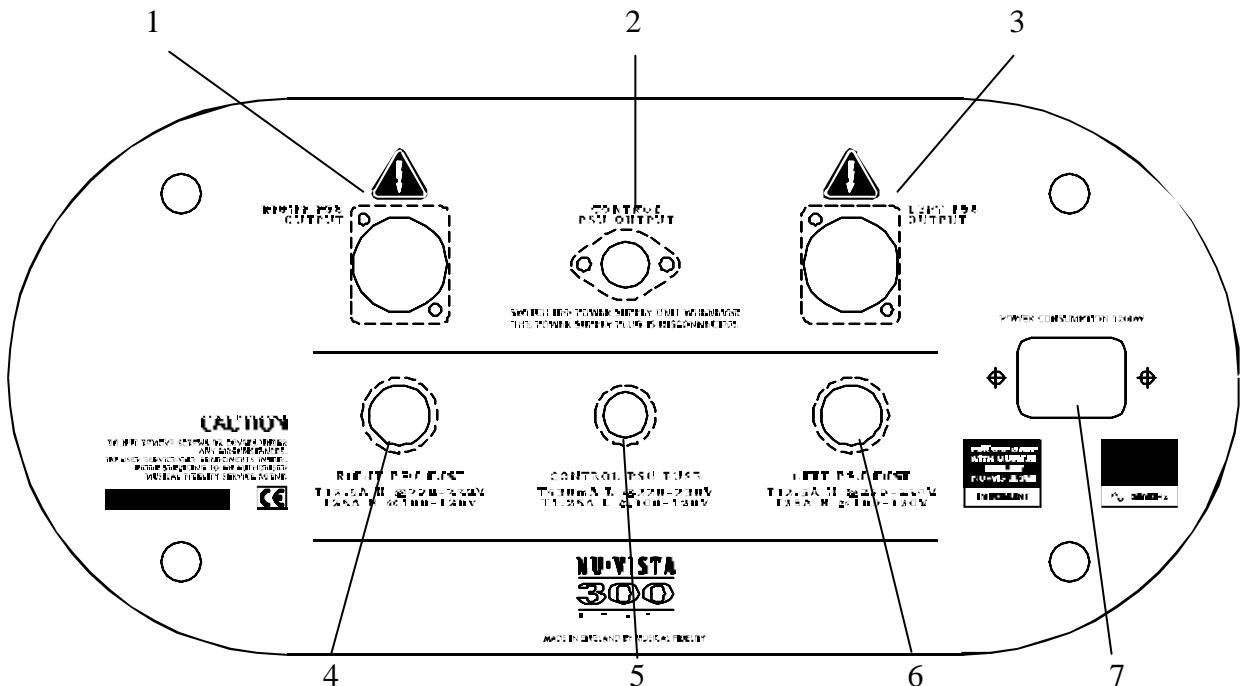
- | | | | |
|---|--------------------------------|---|------------------------------|
| 1 | RIGHT SPEAKER output terminals | 5 | RIGHT PSU INPUT socket |
| 2 | RIGHT SPEAKER output terminals | 6 | RIGHT AUDIO INPUT RCA socket |
| 3 | LEFT SPEAKER output terminals | 7 | CONTROL PSU INPUT socket |
| 4 | LEFT SPEAKER output terminals | 8 | LEFT PSU INPUT socket |
| | | 9 | LEFT AUDIO INPUT RCA socket |

Nu-Vista 300 PSU Front Panel



- | | | | | | |
|---|----------------|---|---------------------|---|----------------|
| 1 | LH PSU LED | 3 | ON/OFF Mains switch | 4 | RH PSU LED |
| 2 | LH CONTROL LED | | | 5 | RH CONTROL LED |

Nu-Vista 300 PSU Back Panel



- | | | | |
|---|---------------------------|---|------------------|
| 1 | RIGHT PSU OUTPUT socket | 4 | RIGHT PSU FUSE |
| 2 | CONTROL PSU OUTPUT socket | 5 | CONTROL PSU FUSE |
| 3 | LEFT PSU OUTPUT socket | 6 | LEFT PSU FUSE |
| | | 7 | MAINS IEC INLET |

LOUDSPEAKERS

To get a realistic soundstage and full dynamic range from your Nu-Vista 300, use it with loudspeakers of a reasonable efficiency and high power handling. We recommend power handling of at least 200W. An average rating for a loudspeaker these days is about 88dB. This should mean that for an input of 1 watt, measured at 1 metre distance, the sound pressure output will be 88dB. This is the minimum efficiency that we recommend you should use.

CONNECTIONS

All connections should be made with the power OFF, i.e. before the mains lead is plugged in and the unit switched on.

PSU to Amplifier Connections

The Nu-Vista 300 is supplied with three power supply connecting leads.

Two of the leads are identical.

- a) One of these leads connects the right PSU output to the right PSU input on the amplifier.
- b) The other one connects the left PSU output to the left PSU input on the amplifier.

Push the connectors into the sockets and twist until they click in to place.

- c) The third lead supplied is to connect the control PSU output to the control PSU input on the main amplifier. Push the connectors into the sockets.

The Nu-Vista 300 can be used with a pre-amplifier or any line level source which has a volume control. We highly recommend the matching Nu-Vista preamplifier.

How to connect your Nu-Vista 300 for Normal Stereo use.

Connect the Left and Right outputs from your pre-amp or other line level source to the phono inputs on the back panel marked as Left and Right Audio Inputs. For the best results we recommend that you use Musical Fidelity Nu-Vista interconnect cables for this connection.

Connect your loudspeakers to the loudspeaker terminals situated on the back panel marked as Left and Right Loudspeaker Outputs. We recommend that you use Musical Fidelity Nu-Vista O.C.C speaker cables for this connection.

Once these connections are made, plug in the IEC type mains lead supplied with the unit.

RECHECK ALL THE CONNECTIONS BEFORE SWITCHING ON.

DO NOT TOUCH THE SPEAKER TERMINALS WHEN THE UNIT IS OPERATING.

The NU-VISTA 300 is a very powerful amplifier and is designed to supply high voltages and high current through the loudspeaker terminal

BEFORE YOU SWITCH ON

You should make all connections to the Nu-Vista 300 before switching on.

Follow this routine before you listen for the first time, and each time you change any connections.

- 1 Check all the inputs and outputs to the Nu-Vista 300.
- 2 Then check again.
- 3 Turn the volume control on the pre-amplifier to nil.
- 4 Now you can switch on the power.
- 5 The NU-VISTA 300 has a switch on delay circuit. This allows the Nuvistors to warm up and stabilize before the amplifier is connected to the loudspeakers.
- 6 When the mains switch is turned on, all the LEDs on the front of the PSU unit should light. If any one of the LEDs do not light, turn off the power and recheck all the connections.
- 7 On the main amplifier unit the yellow LH STANDBY and yellow RH STANDBY LEDs will light.
- 8 After 15 seconds or so the yellow STANDBY LEDs will go out and the green OPERATE LED will light. The amplifier is now ready for use.

WARNING - Heat

When in use the Nu-Vista 300 gives off heat from its casework.

Never put anything on top of your Nu-Vista 300.

Always ensure that the unit has adequate ventilation.

WARNING - PROTECTION CIRCUIT

The NU-VISTA 300 is equipped with a sophisticated protection circuit. If this circuit has been activated for any reason, either of the red PROTECTION LEDs will light, indicating which channel has been protected. The amplifier will immediately go into standby mode. The yellow STANDBY LEDs will light and the green OPERATE LED will go out.

After 15 seconds or so, the amplifier will return to operate mode. If the problem that caused the protection to operate has been cleared then operation will resume.

If the condition that caused the protection circuit to activate is still present, the red PROTECT LED will light again and the same sequence will be repeated until the fault is cleared.

Listed below are possible reasons for the protection circuit to activate.

- a) Amplifier is being driven into clipping, - reduce volume control
- b) Short circuit on speaker terminals - check that all speakers wires are terminated correctly. no loose strands of wire. If bi-wiring check this has been done correctly.

NU·VISTA

3000

Power Amplifier

POWER OUTPUT	300 watts per channel into 8 Ohms 600 watts per channel into 4 Ohms 1000 watts per channel into 2 Ohms
THD	< 0.005% at 1KHz < 0.008% 20Hz - 20KHz unweighted < 0.003% 20Hz - 20KHz "A" weighted
FREQUENCY RESPONSE	10Hz - 56KHz \pm 1dB
INPUT SENSITIVITY	1.5V (for full output)
INPUT IMPEDANCE	100KOhm
S/N RATIO	> 88dB 'A' weighted (Ref 1W) > 113dB 'A' weighted (Ref 300W)
POWER CONSUMPTION	1.2KW Max
DIMENSIONS	Amplifier 330 x 170 x 490 (W x H x D) Power supply 330 x 170 x 490 (W x H x D) Height includes feet Depth includes terminals



Musical Fidelity reserves the right to make improvements which may result in specification or feature changes without notice.