



## Nu-Vista Vinyl S

With revised chassis design and PCB layout -  
the Nu-Vista Vinyl S brings Vinyl 2 performance to a record-new price level

### Nu-Vista Vinyl S In Brief

#### Phono-Preamplifier

- **NEW** Same technical design as Vinyl 2, but revised phono PCB and nuvistor tube layout for decreased size and cost
- Fully balanced and discrete design
- 3-part gain stage with Class A circuitry
- Split-passive RIAA, DECCA & COLUMBIA equalisation
- Two-step subsonic filter (Switchable: OFF – Mild – Standard)
- Low Noise Nu-Vista Class A circuitry
- 8x 7586 Nuvistors in balanced buffer circuit
- MM (40, 43dB) & MC (60, 63dB) capable with +6dB option for each gain setting
- Separate output and input stages - connect multiple inputs and outputs simultaneously

- Super Silent Power Transformer
- Discrete input power filtering and DC blocking circuitry

#### In & Output

- 2x RCA inputs
- 2x balanced XLR input
- 1x RCA output
- 1x balanced XLR output

#### Features

- **NEW** Slim Nu-Vista S chassis construction
- **NEW** Around 45% decreased mechanical footprint
- Colour display with loading settings and clear selected input
- Load settings stored for each input
- Dimmable display
- **NEW** Nu-Vista slim „S“ Remote Control

### General Description

The Nu-Vista Vinyl S brings the same state-of-the-art nuvistor tube phono preamplifier technology—originally developed for the acclaimed Nu-Vista Vinyl 2—to a new, highly competitive price point. Through meticulous engineering and intelligent design refinements, Musical Fidelity's team has succeeded in preserving the essence of the Nu-Vista experience while making it more attainable to discerning audiophiles.

At the heart of the Vinyl S lies identical core circuitry and the signature nuvistor Class A topology that have defined the sonic excellence of its bigger sibling. The exact same technology is made more affordable by smart revisions and layout optimizations on a technical PCB level and reductions in the overall mechanical footprint by 45%.

These revisions translate into a product with decreased size and cost that is still showcasing the luxurious tactile quality and distinctive aesthetic identity synonymous with Musical Fidelity's legendary nuvistor products. The result is a refined embodiment of high-end analog performance, engineered to deliver the same rich, dynamic, and emotionally engaging sound that defines the Nu-Vista by Musical Fidelity brand.

Perfectly complementing the Nu-Vista 600.2 and Nu-Vista 800.2 integrated amplifiers, the Vinyl S stands as a testament to our enduring commitment to craftsmanship, technology, and emotional high-end high fidelity - Musical Fidelity.






## Technical Talk

Just like the bigger Nu-Vista Vinyl 2, the Vinyl S features discrete and fully balanced audio circuitry on the inside. The phono pre-amplification contains three gain stages powered by fully Class A discrete transistor circuitry. The EQ stage doesn't cut any corners either. Completely passive and in two separate stages (split-passive) - this is more costly to design and implement but ensures the most accurate representation of the ideal EQ curve. Split passive equalization allows for better impedance matching and lower deviation from the ideal EQ. In addition to the standard RIAA curve, we have implemented

the two less common DECCA and COLOMBIA curves as well. The audio signals from the phono preamplifier go to a separate board for each channel, with a fully balanced discrete class A Nuvistor stage. The clean PCB layout and purpose driven design guarantee lowest possible noise and distortion with low output impedance. RCA and XLR outputs both have their own individual stages allowing you to use them simultaneously. The Nu-Vista Vinyl S uses the same display technology and redesigned front panel as all other recent Nu-Vista additions.






### The Advantage of Discrete Circuits

A discrete circuit is composed of electronic components which are disparate, individual devices, also called discrete components. These can be "passive" components, like resistors, capacitors and inductors, as well as "active" components like transistors. The opposite to this would be an integrated circuit (IC = chip), which can, for example, be used as an operational amplifier (Op-Amp) in the signal chain.

In our industry we employ specialised IC Op-Amps built for audio applications, which allow us to produce very small and efficient electronics, as well as saving the time of design engineers. However, countless hours of listening tests and years of experience have shown

us that even the very best ICs do not tend to be so neutral, natural, dynamic or vivid – all of which are characteristics of the Musical Fidelity "sound". They are also difficult - if not impossible - to repair. For that reason, we're re-discovering our passion for traditional, discrete designs.

Where standard phono pre-amplifiers with integrated circuits have a few tens or hundreds of components, discrete designs will employ hundreds or thousands of components by comparison. That makes for an extended design process, but in our opinion results in the best sound for your money.




### Fully Balanced

A fully balanced design principle, as used in the Nu-Vista Vinyl S, consists of a hot and a cold (also called + and -) signal. Both the + and - signal chains effectively carry the same musical information. A true balanced amplifier can now extract the final musical information out the +/- signals and subtract, remove, all noise that could potentially be added along the transmission.

A "pseudo-balanced" amplifier will not process the + and - signals independently, but add them together before they are processed. Pseudo-balanced design will not benefit from

the advantages that balanced connections have to offer, like fully balanced amplifiers do. In a true, fully balanced device, the + and - sections of both the left and right channel are treated individually, which doubles the amplifier sections by 2 as a result. You need twice as much space on the circuit board, twice as many electrical components and be twice as careful with planning your circuit board layout. As a result, the Nu-Vista Vinyl S excels at suppressing unwanted noise, errors and interferences and offers the best signal to noise ratio possible.







### Extreme Cartridge Loading Options

Each of its single-ended RCA or balanced XLR inputs can be individually set for either MM/MC and loading. Each input also then remembers its own settings.

Very large ranges from 40dB (voltage amplification by 100x) up to 69dB (voltage amplification by 3690x) are possible. The gain is cleanly switched using signal relays and you can see the big increase in amplification is why a phono preamp must be incredibly silent (a fully balanced design makes a big difference here) to handle amplification levels this high. Input capacitance and impedance are switched by using JFET transistors.

A costly, yet technically extremely sophisticated implementation, it allows the Nu-Vista Vinyl S to be matched with any cartridges and perfectly integrated it into the rest of your Hifi system.

By that criteria the Nu-Vista Vinyl S remains perfect just like its bigger sibling. Practically no audible noise even at the highest levels of amplification. It doesn't really have distortion. You cannot overload its input or output and you can load your cartridge perfectly. It brings the artist's intent, emotions and passion to your ears and heart.





### Power supply

The Nu-Vista Vinyl S displays our continued development of our Super Silent Power Transformers. Industrial grade power sockets with EMI filter and DC blocker stop interferences and eliminate transformer hum. The encapsulated toroidal transformer is purpose designed for delicate phono signals with low core saturation and extremely low electromagnetic radiation.

Each discrete amp stage has a DC servo ensuring optimal DC mode. The preamplifier is powered by two high-quality symmetrical low-noise power supplies, one for each channel. All the fully balanced Nuvistor PSUs are passively filtered and regulated. If we are working with the few hundreds of microvolts from a phono cartridge, everything is playing its role; every decibel of signal to noise ratio is crucially important.

### Heroic Build Quality

Like all Nu-Vistas, their mechanical construction is uncompromisingly rigid and solid in typical Musical Fidelity tradition. The Nu-Vista Vinyl S introduces our new slimmer “S” chassis. Together with PCB optimizations on the inside, we achieve a 45% reduction in the mechanical footprint.

While the nuvistor tubes are not visible from the outside and there is no LED backlighting, the Nu-Vista Vinyl S retains the luxurious style as before and brings our nuvistor based tube phono-stage to a new price-point that better matches the Nu-Vista 600.2 and Nu-Vista 800.2 integrated amplifiers.

Front panel and side panels are milled from extruded aluminium profiles and are extremely massive. The Nu-Vista Vinyl S is basically immune against the effects of vibration from the environment. The same can be said about electromagnetic immunity. The massive aluminium case acts as a Faraday cage. It protects the incredibly sensitive phono stage internals against outer electromagnetic fields.

Also new is the streamlined “S” remote control, still machined from solid aluminium and perfectly matching the phono-preamps new style.








### Nu-Vista by Musical Fidelity

The Nu-Vista family is a continued labour of love for Musical Fidelity. The brilliant Nuvistor tube never really went anywhere in audio. Until the early 1990's when Antony Michaelson and his small company named Musical Fidelity - back then located to the west of London in an artisan hamlet named Wembley - started making amplifiers with Nuvistors. They were

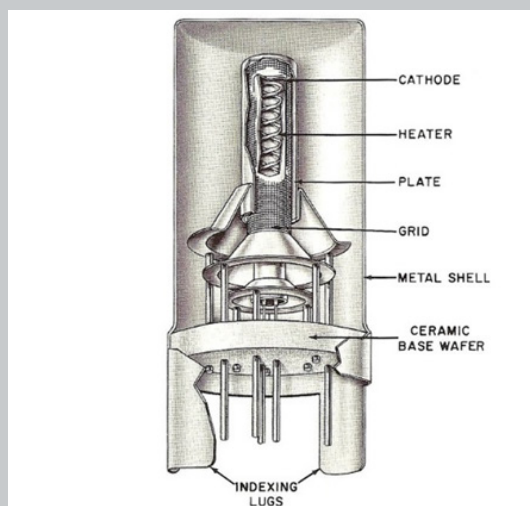
made in limited editions and sold out almost immediately. To this day these icons of audio individualism are still highly valued. Now, after Musical Fidelity has been passed on to new ownership, our vision is to continue making history. The Nu-Vista Vinyl S will be no exception. We hope you derive as much pleasure listening to it, as we had creating it.





## Nuvistor tubes


Nuvistor tubes were invented in the 1950s to solve the many shortcomings of conventional tubes. Unlike them, Nuvistor tubes offer very high reliability, low microphony, low noise, consistency from batch to batch, small size, relatively low power consumption and great technical performance.



One famous application was in the Ampex MR-70, a costly studio tape recorder whose entire electronics section was based on nuvistors. Another limited application of this very small tube was in studio-grade microphones from that era, the AKG/Norelco C12a, which employed the 7586, being a good example.

It was also later found in the famed Neumann U 47 studio microphone. This microphone was highly regarded by artists all over the world, and was used by many top recording artists such as Frank Sinatra, The Beatles, and so on. Remarkably, you can currently see a U47 microphone, with its stand, cables and power supply on eBay for \$10,999 „Buy-it-now“.

Unfortunately just as uses for Nuvistor tubes were being explored, the transistor was invented and it was 'game over' for Nuvistors. There the matter rested until about fifteen years ago, when Musical Fidelity created the first of its ground-breaking Nu-Vista series. These legendary, limited-edition products sold out in a matter of months. Today, fifteen years later, they command very high secondhand prices because of their beautiful sound, build quality, and longevity.







## Nu-Vista Vinyl S

## SPECIFICATION

## MM

- Gain at XLR outputs: 40dB, 43dB, 46dB, 49dB
- Frequency response: +0.25dB, -0.25dB
- Input sensitivity: 5mV IN for 500mV OUT (at 40dB, 1 kHz)
- Input impedance: 47kohm
- Input capacitance: 50-400pF selectable
- THD at 1kHz: <0.005%
- Overload Margin: 32dB
- Signal to noise ratio: >101dB „A“-wt. at 40dB

## MC

- Gain at XLR outputs: 60dB, 63dB, 66dB, 69dB
- Frequency response: +0.3dB, -0.3dB
- Input sensitivity: 500uV IN for 500mV OUT (at 60dB, 1kHz)
- Input impedance: 5 ohm to 47kohm selectable
- Input capacitance: 400pF fixed
- THD at 1kHz: <0.008%
- Overload Margin: 32dB
- Signal to noise ratio: >82dB „A“-wt. at 60dB

## Features

- EQ curves: RIAA, DECCA, COLUMBIA

- Subsonic filters: off, mild (IEC), standard (at 20Hz with 18dB/octave)

## In & Outputs

- Inputs: 2x RCA, 2x XLR
- 1x RCA output: unbalanced, left and right 500mV nom, 10V max
- 1x XLR output: balanced, left and right 1V nom, 20V max

## Power requirement

- Mains voltages: 115/230VAC 50/60Hz (factory pre-set); 100VAC 50/60Hz (alternative)
- Consumption: 40 Watts maximum, <0.5 W in standby (orange LED ON)

## General Information

- Dimensions (WxHxD): 483 x 131 x 404 mm
- Weight: 14 kg net / 18,6 kg in shipping box